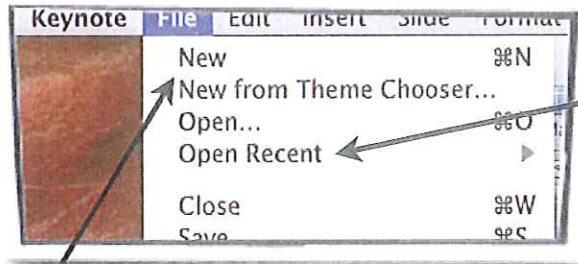


Keynote/Pages - Application Notes

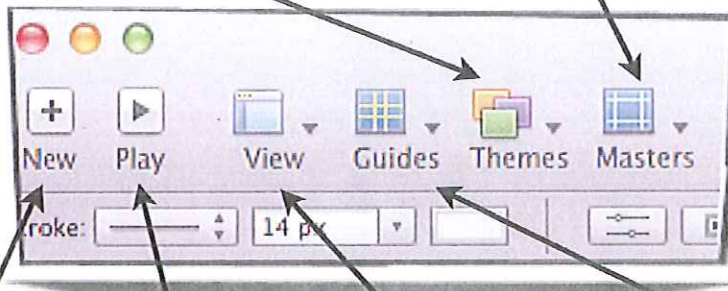


Recent keynotes

Choosing a new theme for your slides presentation

Different backgrounds for your slides

Pre-set layouts for slides

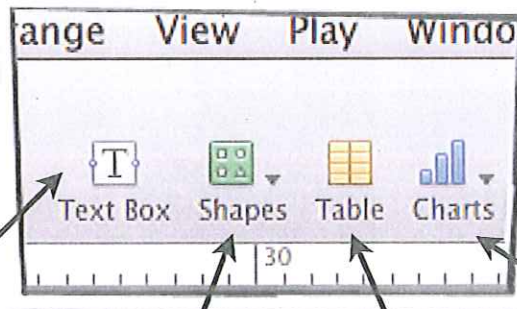


Insert new slide

Play slideshow

Variety of views in editing mode

Guiding lines to assist with orientation of objects



Insert text

Create shapes, arrows text bubbles etc

Insert tables of any size

Create any type of graph with Chart Editor

Keynote/Pages - Application Notes

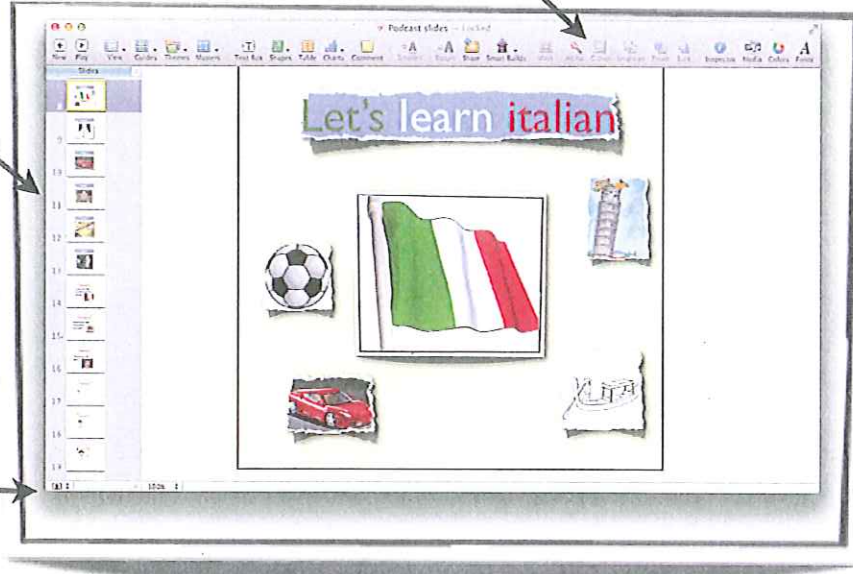
Toolbar

Customize it to include the tools you use most often.

Slide navigator

See a visual overview of your slide presentation. You can view a thumbnail of each slide or a text outline.

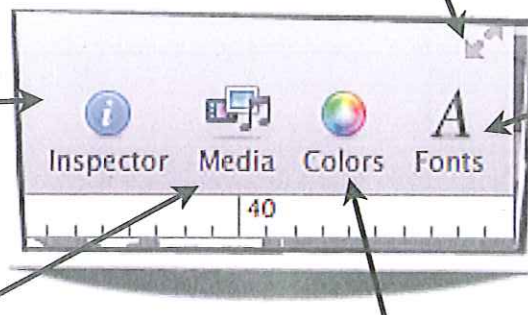
Change the size of the slide thumbnails.



Enter full screen mode

Elements of your slideshow can be formatted using the Keynote inspectors

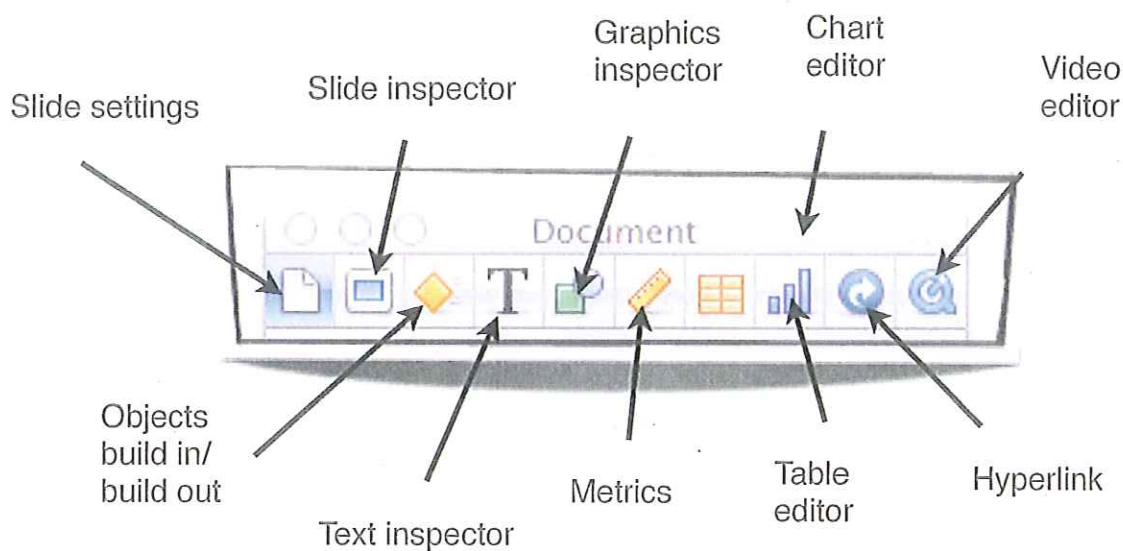
Use the Fonts window to select fonts, font sizes, and other font formatting



The Media Browser provides access to all the media files in your iPhoto library

You use the Colors window to select color for objects

The Inspector



Smart




Allows you to build an image gallery with a variety of dynamic transitions to choose from

Alpha Stick



Allows you to delete parts of an image that are not wanted

Media Browser



The Media Browser provides access to all the media files in your iPhoto library, your iTunes library, your Aperture library, and your Movies folder. You can drag an item from the Media Browser to a slide or to an image well in an inspector.